


# Union Auction

## Public Company Limited

สหการประมูล  
UNION AUCTION

THE Q1/2024 PERFORMANCE



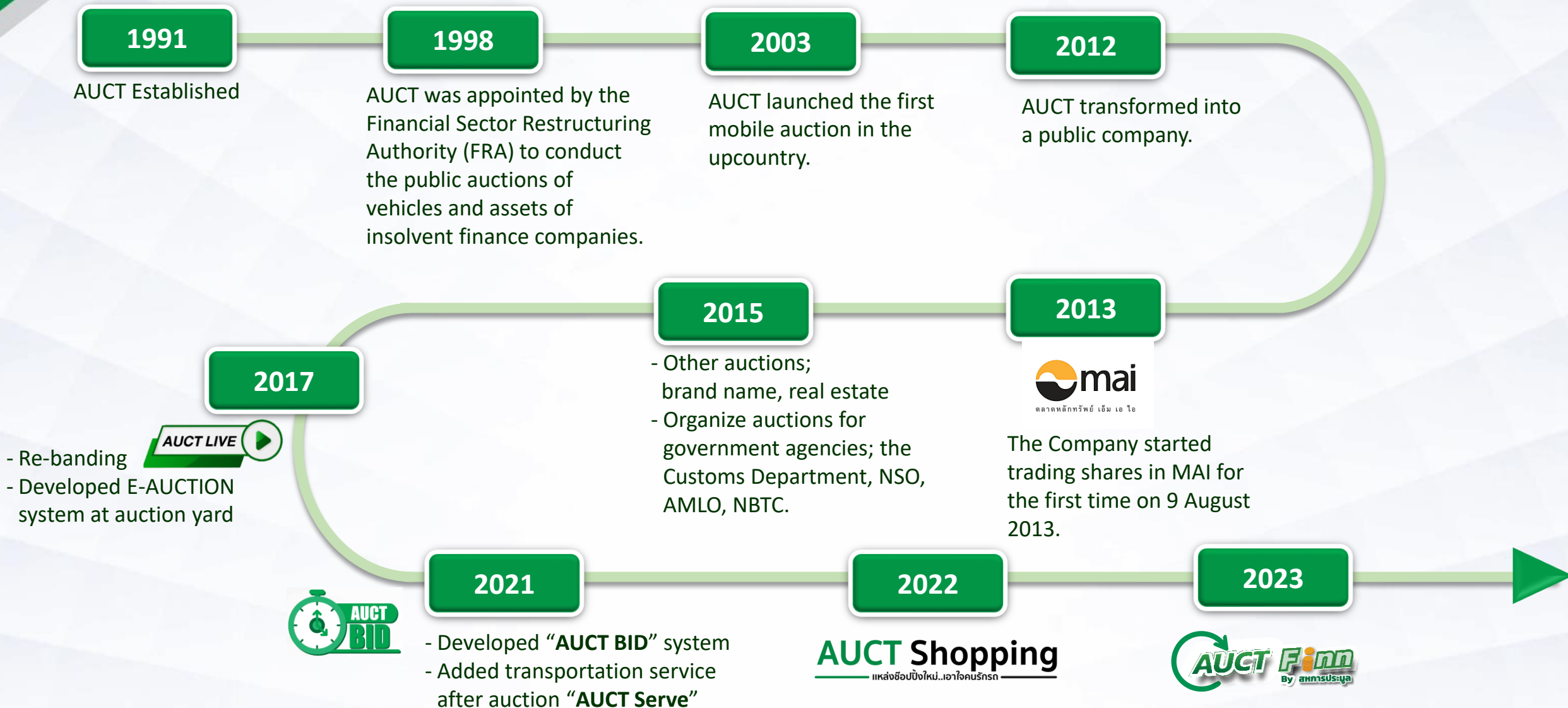


**Business overview**

**Performance**

**Q&A**

# AUCT's Development



# Nature of business

## Cars



## Motorcycles



## Agricultures



## Others

- Real estate
- Band name
- Electrical appliances



## North Warehouses

1. Chiang Mai
2. Phitsanulok
3. Nakhon Sawan
4. Phetchabun
5. Chiang Rai
6. Lampang
7. Kamphaeng Phet

## North Auction Houses

1. Chiang Mai
2. Phitsanulok

## Central Warehouses

1. Bangkok
2. Pathum Thani
3. Saraburi
4. Ayutthaya
5. Samut Sakhon
6. Ratchaburi
7. Suphan Buri

## Central Auction Houses

1. Bangkok
2. Pathum Thani
3. Ratchaburi

## South Warehouses

1. Surat Thani
2. Songkhla
3. Prachuap Khiri Khan
4. Chumphon
5. Nakhon Si Thammarat
6. Phuket
7. Trang
8. Phang-nga
9. Krabi

## South Auction Houses

1. Surat Thani
2. Songkhla

## Northeast Warehouses

1. NakhonRatchasima: Muang
2. NakhonRatchasima: Pakchong
3. Ubon Ratchathani
4. Udon Thani
5. Khon Kaen
6. Surin
7. Roi Et
8. Sakon Nakhon
9. Si Sa Ket
10. Kalasin
11. Buriram
12. Nong Khai
13. Loei
14. Chaiyaphum

## Northeast Auction Houses

1. NakhonRatchasima
2. Ubon Ratchathani
3. Udon Thani
4. Khon Kaen

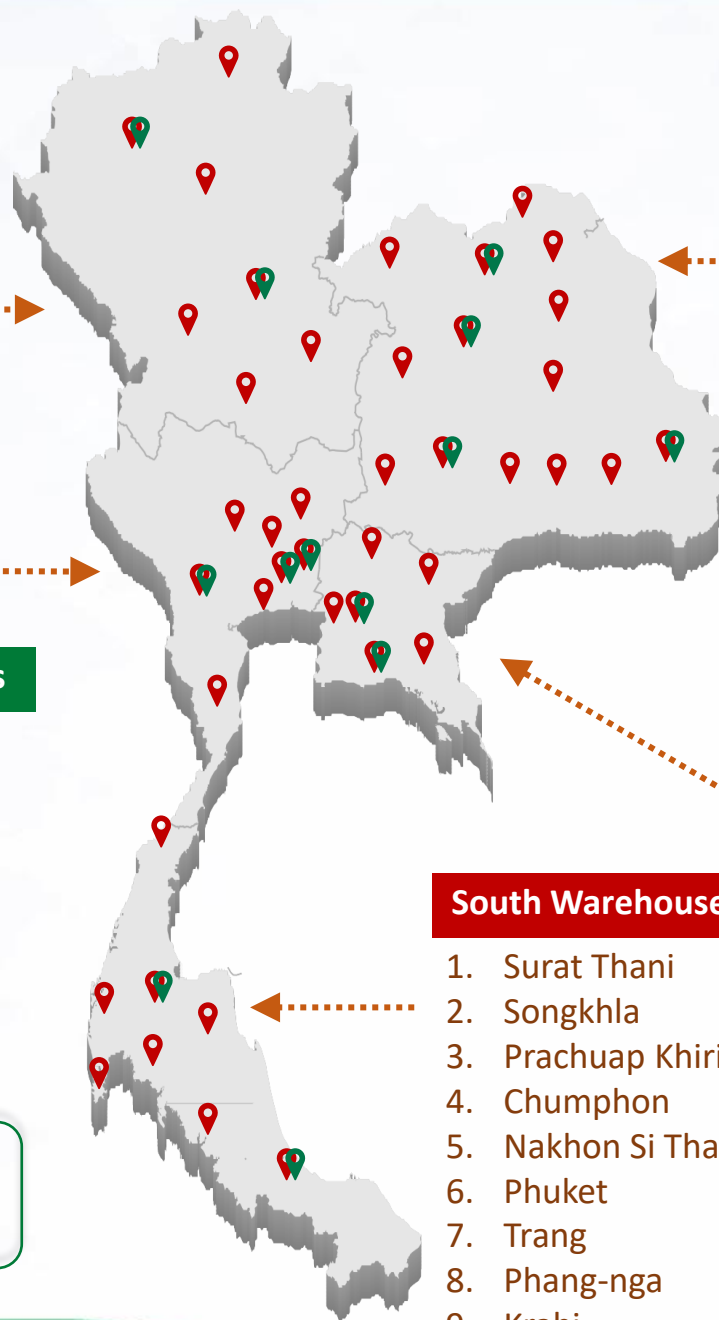
## Eastern Warehouses

1. Rayong
2. Chonburi: Pattaya
3. Chonburi: Ban Bueng
4. Sakaeo
5. Prachin Buri
6. Chantaburi

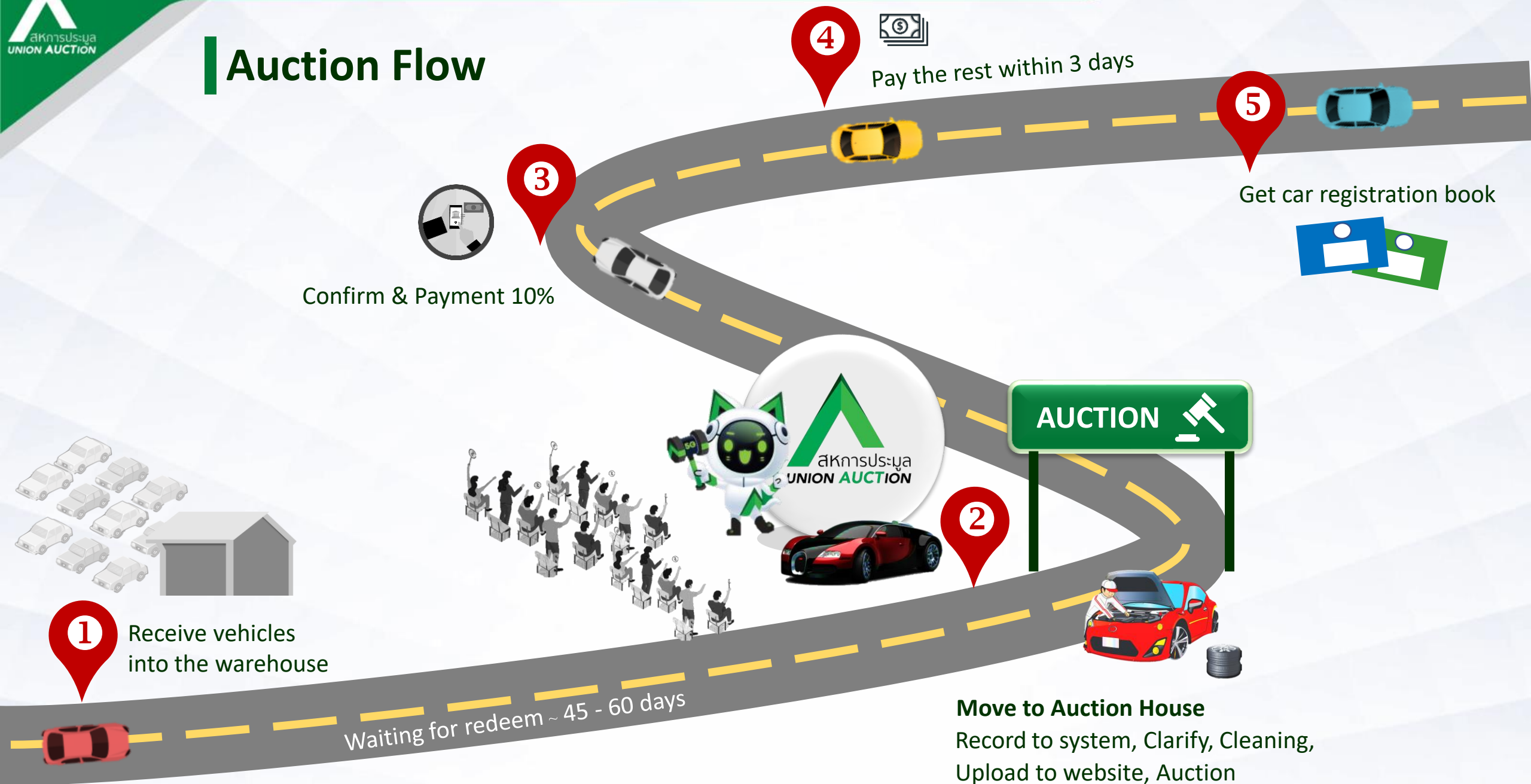
## Eastern Auction Houses

1. Rayong
2. Chonburi

**43 Warehouses 13 Auction Houses**



# Auction Flow






## Financial Institutions

## Insurances

## Government agencies








Business overview


Performance

Q&A


**Total revenues**

 **12.0% YoY**

**Gross profit**

 **20.1% YoY**

**Net profit**

 **25.2% YoY**


**Total Assets**

 **16.5% from 2023**


**Total Liabilities**

 **15.0% from 2023**


**ROA**

 **= 23.03%**

**ROE**

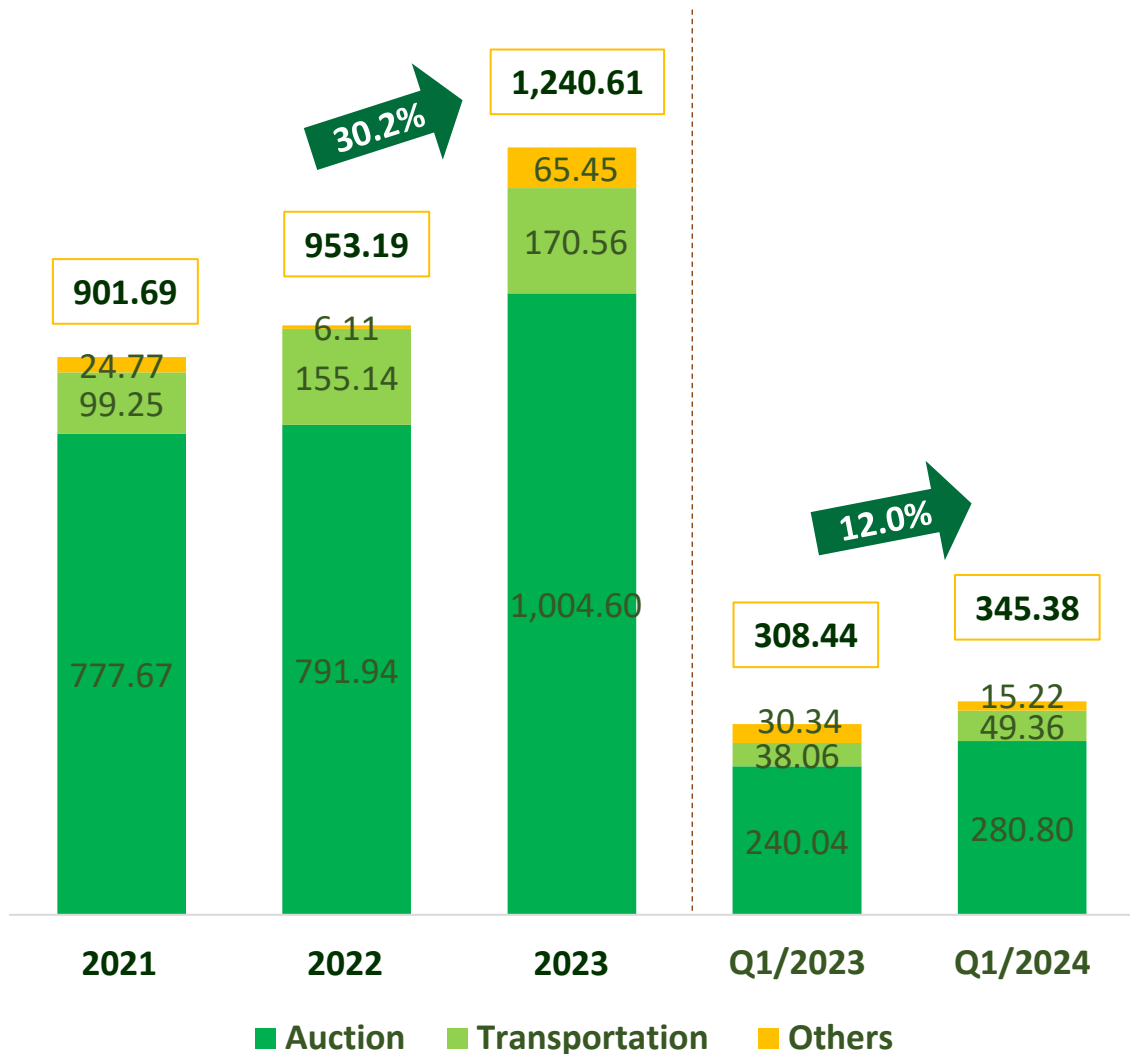
 **= 54.67%**

**D/E**

 **= 2.24 times**

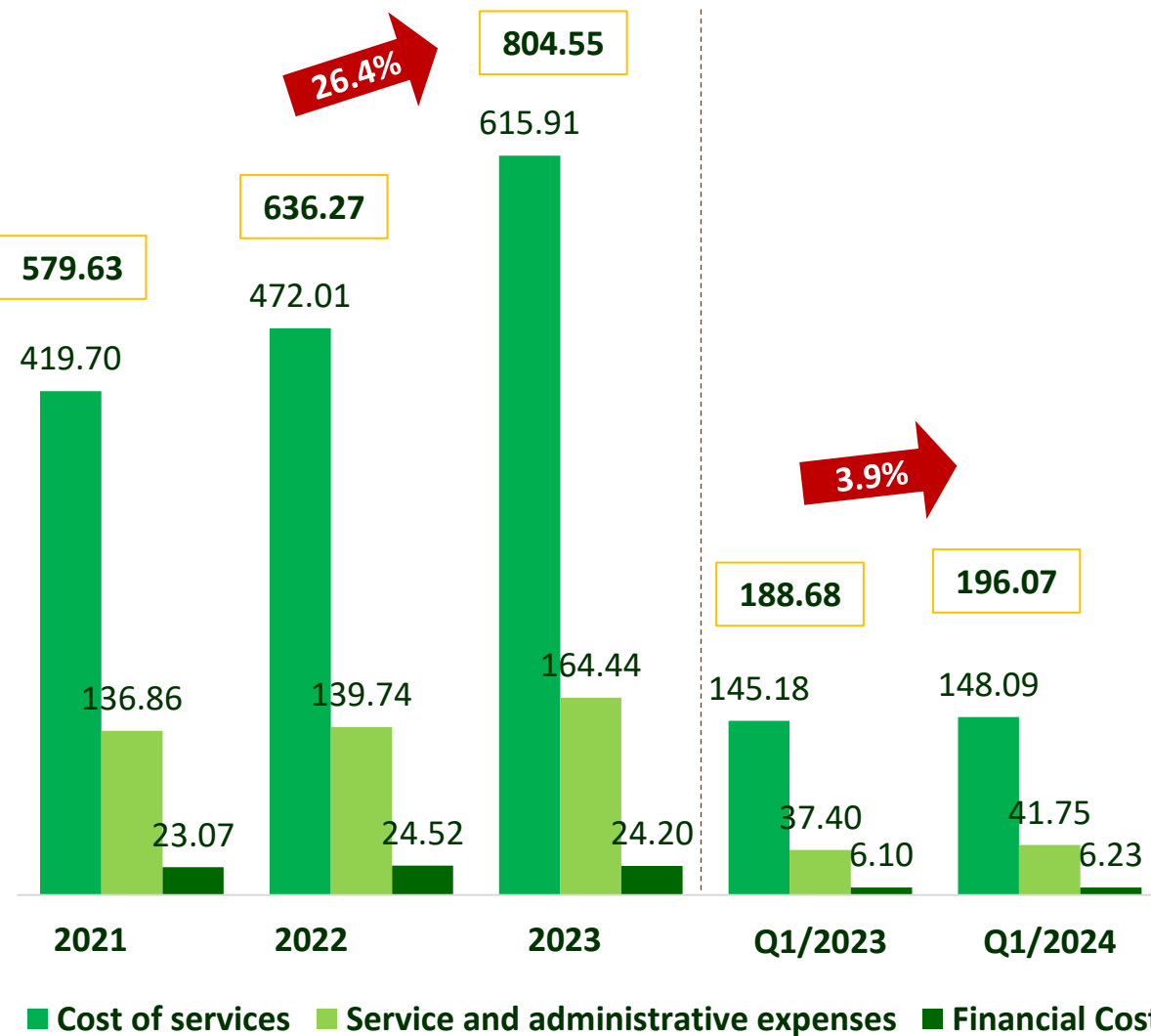
## Revenue

(Unit: Million Baht)



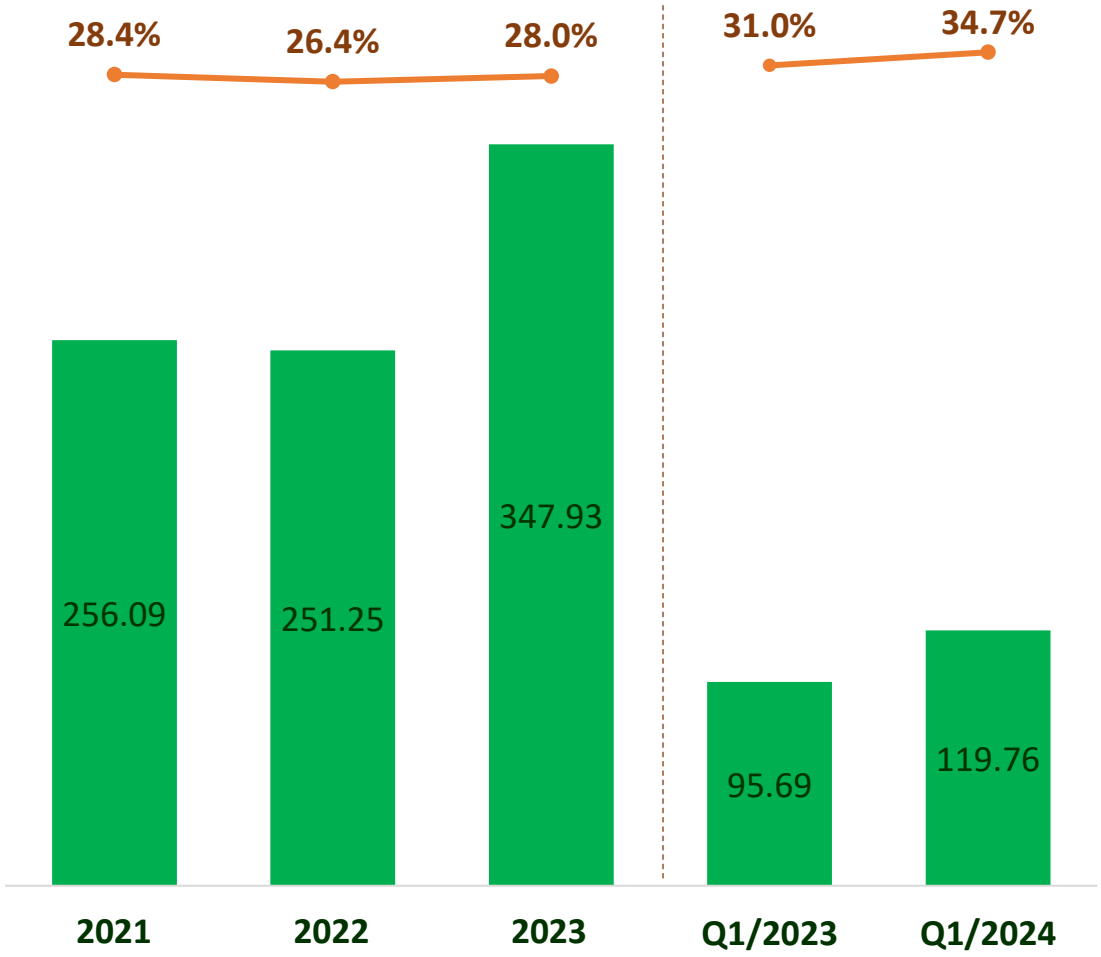
## Expense

(Unit: Million Baht)



## Net Profit

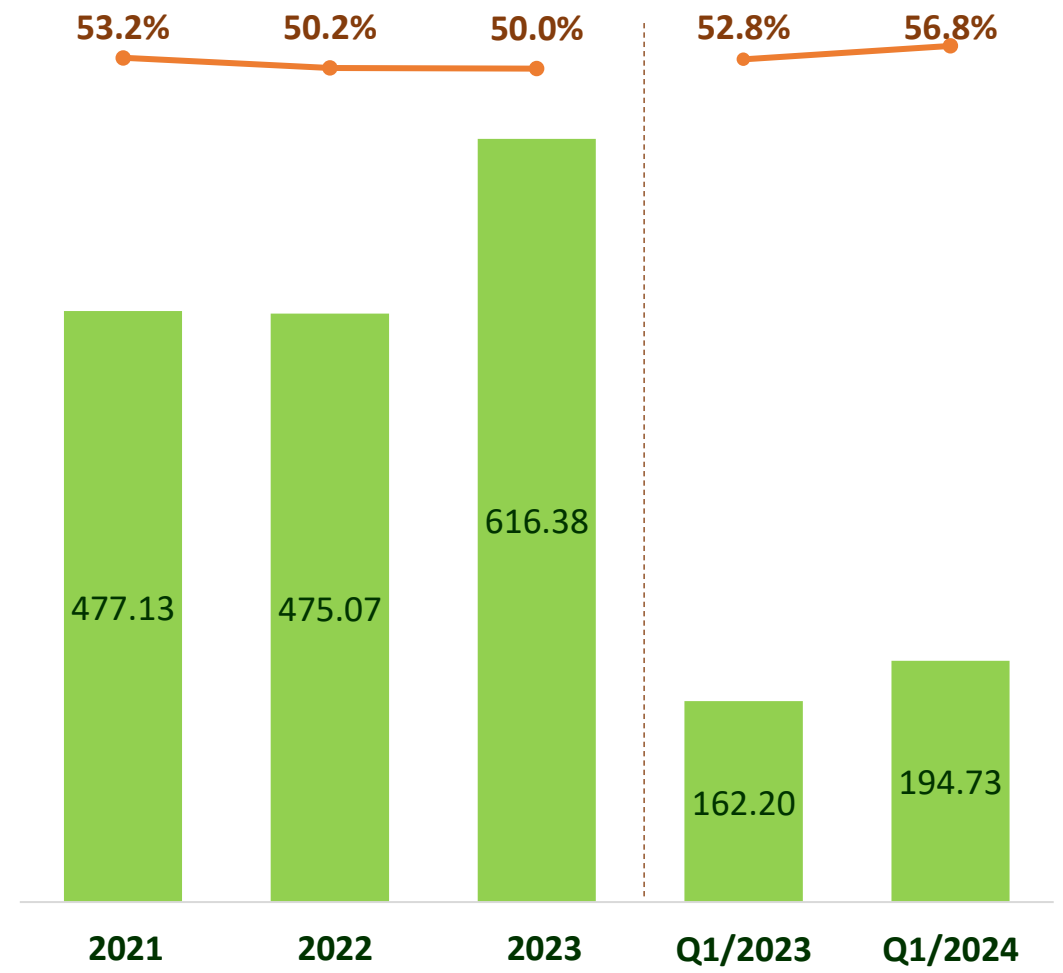
(Unit: Million Baht)



Net profit Net profit margin

## Gross profit

(Unit: Million Baht)



Gross profit Gross profit margin

# Q & A



auct.official



YouTube สหการประมูล



<https://www.facebook.com/AUCT.Official>



ประมูลออนไลน์ Add Line

ลดความเสี่ยง ประหยัดเวลา **ใช้งานได้ทันที**



Add Line : @auct  
โทร. 02-033-6555

**Disclaimer:** This information is prepared by Union Auction Public Company Limited aims to publicize company's information to investors for only investment decision support which do not aim to persuade for company's securities trading. The investors should consider for above presented carefully for taking decision. The Company will not responsible for any disadvantages as claimed to cause of these information for decision support. If the investors require additional information, please find via The Office of The Securities and Exchange Commission (SEC) and Stock Exchange of Thailand (SET). The Company reserved for this information edition or addition in this website without inform to investors in advanced. Also do not allow any person to duplicate, modify or publicize to public for all or some without permission from the Company.